ENGINE REMOVAL

Place the motorcycle on its center stand.

Remove the seat and fuel tank.

Remove the left and right frame side covers.

Drain the engine oil (page 2-3) and the coolant (page 6-3).

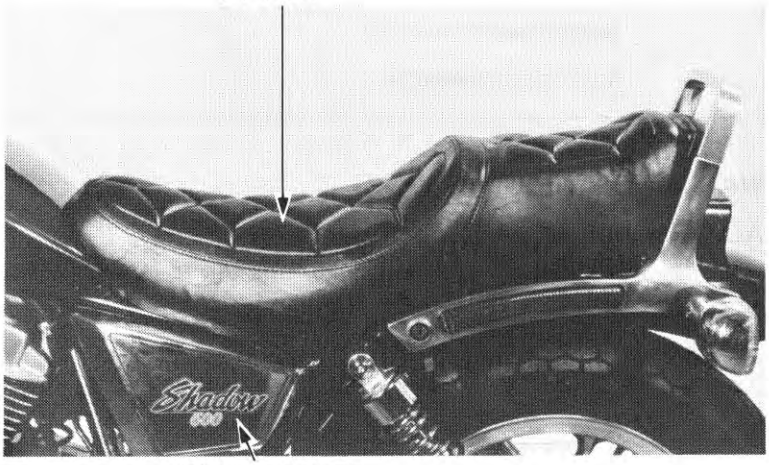

Remove the radiator (page 6-6).



Remove the rear brake pedal.

Remove the exhaust pipe flange nuts.

Loosen the exhaust pipe clamp bolts and remove the exhaust pipes.