SUSPENSION

WARNING

Do not ride a vehicle with faulty suspension. Loose, worn or damaged suspension parts impair vehicle stability and control.



FRONT

Check the action of the front forks by compressing them several times.
Check the entire fork assembly for leaks or damage. Replace damaged components which cannot be repaired.
Tighten all nuts and bolts.
Check the front fork air pressure when the forks are cold.
Place the vehicle on its center stand.
Remove each air valve cap and measure the air pressure.

AIR PRESSURE:
0–40 kPa (0–0.4 kg/cm^2, 0–6 psi)

REAR

Place the motorcycle on its center stand.
Move the rear wheel sideways with force to see if the swing arm bearings are worn. Replace the bearings if there is any looseness (page 16-14).
Check the shock absorbers for leaks or damage.
Tighten all rear suspension nuts and bolts.



WHEELS

NOTE

Tire pressure should be checked when tires are COLD.

Check the tires for cuts, imbedded nails, or other sharp objects.

RECOMMENDED TIRES AND PRESSURES:

		Front	Rear
Tire size		3.50S-18-4PR	130/90-16 67S
Cold tire pressures kPa (kg/cm^2, psi)	Up to 90 kg (200 lbs) load	200 (2.00, 28)	200 (2.00, 28)
	90 kg (200 lbs) load to vehicle capacity load	200 (2.00, 28)	250 (2.50, 36)
Tire brand TUBELESS ONLY BRIDGESTONE DUNLOP		BRIDGE-STONE L303 DUNLOP E11	BRIDGE-STONE G508 DUNLOP K627



Check the front and rear wheels for trueness (page 15-17 and 16-5).
Measure the tread depth at the center of the tires.
Replace the tires if the tread depth reaches the following limits:

MINIMUM TREAD DEPTH:
Front: 1.5 mm (1/16 in)
Rear: 2.0 mm (3/32 in)