BRAKE SHOE/PAD WEAR

BRAKE PAD WEAR

Check the brake pads for wear by looking through the slot indicated by the arrow cast on the caliper assembly. Replace the brake pads if the wear line on the pads reaches the edge of the brake disc (page 17-5).

CAUTION

Always replace the brake pads as a set to assure even disc pressure.



BRAKE SHOE WEAR

Replace the brake shoes if the arrow on the brake arm aligns with the reference mark "△" on full application of the rear brake pedal (page 16-8).

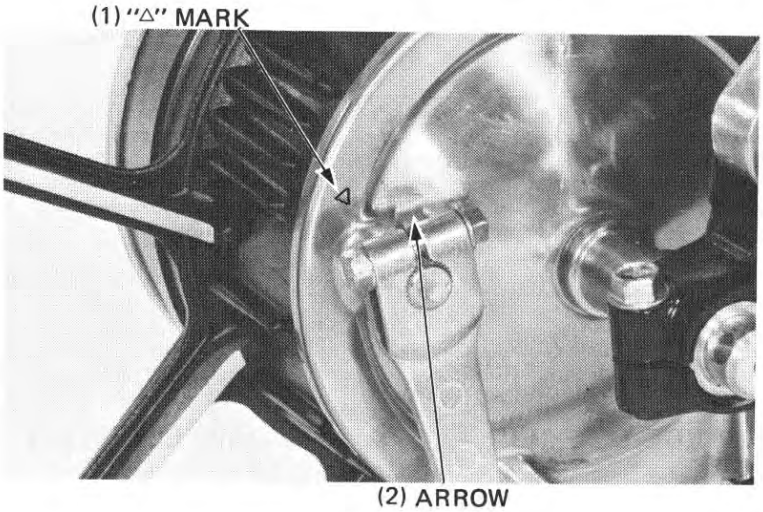

BRAKE SYSTEM

Inspect the brake hoses and fittings for deterioration, cracks and signs of leakage. Tighten any loose fittings.
Replace hoses and fittings as required.

BRAKE PEDAL HEIGHT

Adjust brake pedal height so the pedal is 25 mm (0.98 in) above the top of the foot peg.

CAUTION

Incorrect brake pedal height can cause brake drag.